

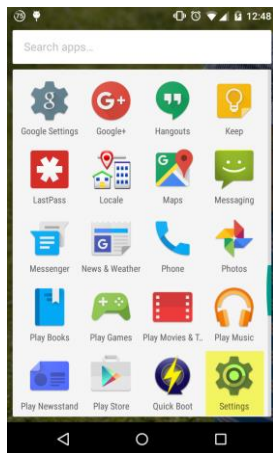
Student Wireless - Android

SSID: BHI-STUDENTNEW

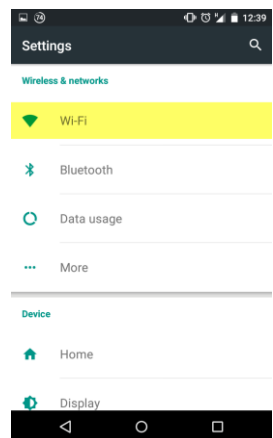
PASSWORD: boxhill99

PROXY: 192.168.128.20 **PORT:** 8080

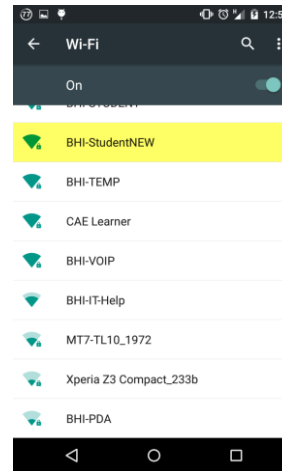
1) Tap **Settings**



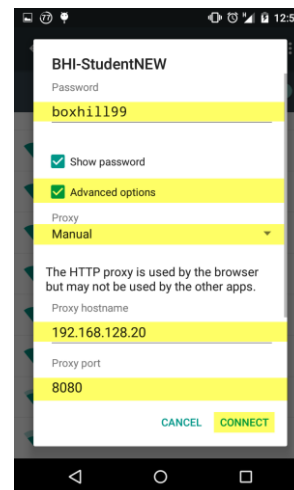
2) Tap **Wi-Fi**



3) Tap **BHI-StudentNEW**



4) Tap **Password** and enter **boxhill99**



5) Tap **Advanced Options**

6) Tap **Proxy** and select **Manual**

7) Tap **Proxy hostname** and enter **192.168.128.20**

8) Tap **Proxy port** and enter **8080**

9) Tap **Connect**

For further help and advice contact the IT Service Desk

Mon - Fri: 8:00 AM - 6:00 PM (excluding public holidays)

📞 9286 9465

✉ StudentITSupport@boxhill.edu.au