

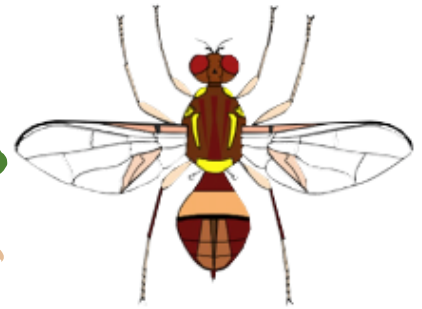

Keep the Yarra Valley Fruit Fly FREE



Queensland Fruit Fly - Video 1 worksheet

Name: _____

Circle which insect is the Queensland Fruit Fly

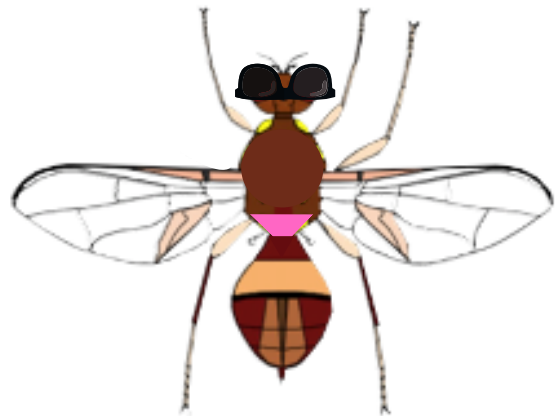
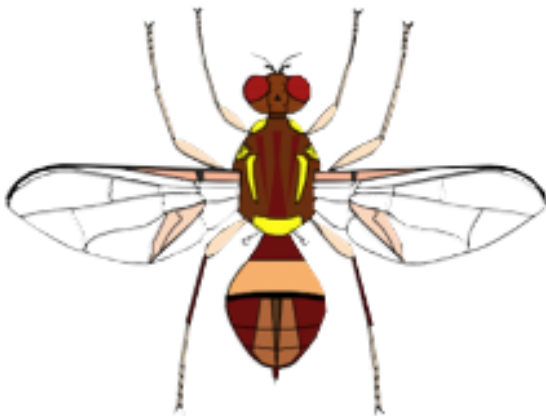


Circle where the Queensland
Fruit Fly lays her eggs?



Spot the difference!

Queensland Fruit Flies have some special features to help us identify them.
Can you find 4 differences in the below pictures?



Keep the Yarra Valley

Fruit Fly FREE



Life Cycle of the Queensland Fruit Fly

Draw a line to connect the life cycle stage with the correct picture below

Pupae

Eggs

Adult

Larvae



Draw a picture of some fruits or vegetables that you want to protect from the Queensland Fruit Fly

Perhaps it might be something you have grown in your own backyard or you've seen in a neighbours yard or farm?

Keep the Yarra Valley Fruit Fly FREE




Queensland Fruit Fly Video 1 worksheet Teachers Answer Sheet

SUGGESTED VIC CURRICULUM LINK

- Biological Science:
 - Living things have a variety of external features and live in different places where their basic needs, including food, water, and shelter are met (VCSSU042)
 - Living things grow, change and have offspring similar to themselves (VCSSU043)

Circle which insect is the Queensland Fruit Fly

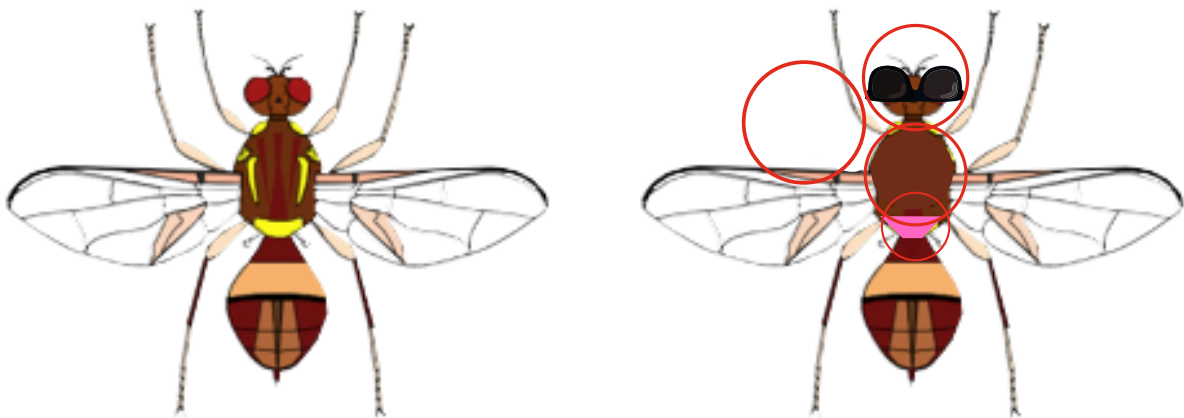


Circle where the Queensland Fruit Fly lays her eggs?



Spot the difference!

Queensland Fruit Flies have some special features to help us identify them.
Can you find 4 differences in the below pictures?



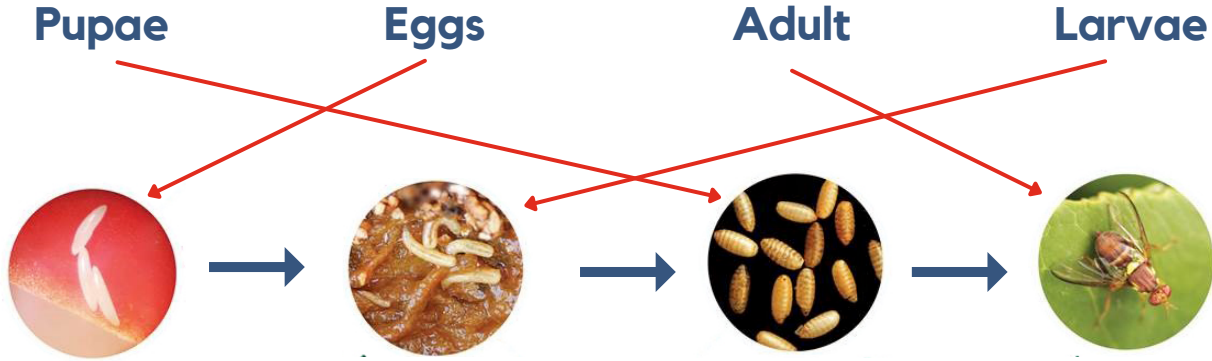
Keep the Yarra Valley Fruit Fly FREE



Teachers Answer Sheet

Life Cycle of the Queensland Fruit Fly

Draw a line to connect the life cycle stage with the correct picture below



Draw a picture of some fruits or vegetables that you want to protect from the Queensland Fruit Fly

Perhaps it might be something you have grown in your own backyard or you've seen in a neighbours yard or farm?